

May 26, 2016

BSE Limited
Phiroze Jeejeebhoy Towers
Dalal Street
Mumbai 400 001

National Stock Exchange of India Limited
Exchange Plaza, Plot No. C/1, G Block
Bandra-Kurla Complex
Bandra (East), Mumbai 400 051

Scrip Code : 533090

Trading Symbol : EXCEL

Scrip ID : EXCEL

Fax No : 2272 3121 / 2272 2037

Fax No : 2659 8348 / 2659 8237 / 38

Sub. : Revision in Standalone Financial Results for the quarter and year ended March 31, 2016 and consolidated financial Result for the year ended March 31, 2016

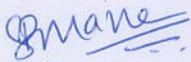
Dear Sir,

As there is a typo error in the Financial Results submitted to you earlier this morning, please find duly corrected results. Inconvenience caused is regretted

Following is the correction:

1. In Part I – Statement of standalone / consolidated Audited financial result for the quarter and year ended 31/03/2016
Point no. 18, figure in column no 4 please read as 13497.35 instead of 1349.73

Yours faithfully,
For Excel Realty N Infra Limited



Pooja Mane
Company Secretary & Compliance Officer
Encl: a/a



Part I - Statement of Standalone / Consolidated Audited financial Results for the Quarter and year Ended 31/03/2016							
Particulars	(Rs. in Lacs except EPS data)						
	Standalone				Consolidated		
	3 months ended (31/03/2016)	Preceding 3 Months ended (31/12/2015)	Corresponding 3 months ended in the previous year (31/03/2015)	Year ended /Year to date figures for current period ended (31/03/2016)	Year ended/ Year to date figures for the previous year ended (31/03/2015)	Year ended /Year to date figures for current period ended (31/03/2016)	Year ended/ Year to date figures for the previous year ended (31/03/2015)
(Refer Notes Below)	(Audited)	(Unaudited)	(Audited)	(Audited)	(Audited)	(Audited)	(Audited)
1. Income from Operations							
(a) Net Sales/Income from Operations (Net of excise duty)	1309.76	517.01	543.59	3965.09	2291.57	3965.09	2291.57
(b) Other Operating Income	0	0	0	0	0	0	0
Total Income from Operations (net)	1309.76	517.01	543.59	3965.09	2291.57	3965.09	2291.57
2. Expenses							
(a) Cost of Materials consumed	1253.10	445.05	452.73	3679.15	1964.10	3679.15	1964.10
(b) Purchase of stock-in-trade	0.00	0.00	0.00	0.00	0.00	0.00	0.00
(c) Changes in inventories of finished goods, work-in-progress and stock-in-trade	0.00	0.00	0.00	0.00	0.00	0.00	0.00
(d) Employee benefits expense	19.89	16.28	22.13	72.65	102.92	75.80	105.91
(e) Depreciation and amortisation expense	9.28	9.61	11.95	43.21	47.63	43.21	47.63
(f) Other expenses (Any item exceeding 10% of the total expenses relating to continuing operations to be shown separately)	15.22	11.78	16.98	47.03	69.33	48.79	71.01
Total Expenses	1297.49	482.72	503.78	3842.04	2183.98	3846.95	2188.65
3. Profit / (Loss) from operations before other income, finance costs and exceptional item (1-2)	12.26	34.29	39.81	123.04	107.59	118.13	102.92
4. Other Income	0.66	1.18	0.69	2.04	1.43	9.09	8.14
5. Profit / (Loss) from ordinary activities before finance costs and exceptional items (3 + 4)	12.93	35.47	40.50	125.09	109.02	127.22	111.06
6. Finance Costs	25.97	23.46	24.18	92.85	90.51	92.85	90.51
7. Profit / (Loss) from ordinary activities after finance costs but before exceptional items (5 - 6)	-13.05	12.01	16.32	32.23	18.51	34.37	20.55
8. Exceptional Items	0.23	0.57	-12.35	25.70	34.12	25.70	34.12
9. Profit / (Loss) from ordinary activities before tax (7 + 8)	-12.82	12.58	3.97	57.93	52.63	60.07	54.67
10. Tax expense	-1.34	3.07	-2.16	19.26	16.29	19.26	16.29
11. Net Profit / (Loss) from ordinary activities after tax (9 - 10)	-11.48	9.51	6.13	38.67	36.34	40.80	37.75
12. Extraordinary items (net of tax)	0.00	0.00	0.00	0	0.00	0.00	0.00
13. Net Profit / (Loss) for the period (11 - 12)	-11.48	9.51	6.13	38.67	36.34	40.80	37.75
14. Share of Profit / (loss) of associates*	0.00	0.00	0.00	0	0.00	0.00	0.00
15. Minority Interest*	0.00	0.00	0.00	0	0.00	0.00	0.00
16. Net Profit / (Loss) after taxes, minority interest and share of profit / (loss) of associates (13 - 14 - 15)	-11.48	9.51	6.13	38.67	36.34	40.80	37.75
17. Paid-up equity share capital (face Value of Rs.10 each)	3134.88	3134.88	3134.88	3134.88	3134.88	3134.88	3134.88
18. Reserve excluding Revaluation Reserves as per balance sheet of previous accounting year	0.00	0.00	0.00	13497.35	13288.13	13488.31	13274.38
19.i Earning Per Share (before extraordinary items) (of Rs.10/- each) (not annualised):							
(a) Basic	-0.04	0.03	0.02	0.12	0.12	0.13	0.12
(b) Diluted	-0.04	0.03	0.02	0.12	0.12	0.13	0.12
19.ii Earning Per Share (after extraordinary items) (of Rs.10/- each) (not annualised):							
(a) Basic	-0.04	0.03	0.02	0.12	0.12	0.13	0.12
(b) Diluted	-0.04	0.03	0.02	0.12	0.12	0.13	0.12
See accompanying note to the Financial Results							


Notes:

- The above financial results for the quarter and year ended March 31, 2016 reviewed by the Audit committee of the board have been approved by the Board of Directors at its' meeting held on May 26, 2016
- The Company have altered its object clause in Memorandum by adding General Trading as its main objects
- The Company is operating under three identifiable revenue segments i.e. Infrastructure activity, General Trading activities and BPO/IT related service.
- Exceptional Items represents currency exchange fluctuation difference.
- The figures for the quarter ended March 31, 2016 are the balancing figures between the audited figures in respect of the full financial year and published year to date figures up to the third quarter of the relevant financial year
- Tax Expenses comprises Current Tax, Deferred Tax and taxes related to previous years.
- The figures for the previous period have been re-grouped / rearranged wherever considered necessary.

Place : Mumbai

Date : May 26, 2016

For and on behalf of Board of Directors


Lakhmendra Khurana
Chairman and Managing Director





For and on behalf of Board of Directors

Lakhendra Khurana
Lakhendra Khurana
Chairman and Managing Director

Place : Mumbai

Date : May 26, 2016

Standalone / Consolidated Audited Segment wise Revenue, Results and Capital Employed for the Quarter and Twelve Months ended March 31, 2016

(Rs. In Lacs)

Particulars	3 months ended (31/03/2016)		Preceding 3 Months ended (31/12/2015)		Standalone Corresponding 3 months ended in the previous year (31/03/2015)		Consolidated	
	(Audited)	(Unaudited)	(Unaudited)	(Unaudited)	(Audited)	(Audited)	Year ended/Year to date figures for current period ended (31/03/2016)	Year ended/Year to date figures for the previous year ended (31/03/2015)
I. Segment Revenue								
(net sale/income from each segment should be disclosed under this head)								
(a) IT Sales	41.51	20.54	60.01	117.66	229.94	117.66	229.94	229.94
(b) Infra Activity	0.00	496.47	483.58	2579.17	2,061.62	2,579.17	2,061.62	2,061.62
(c) Trading activity	1,268.25	-	-	1268.25	-	1,268.25	-	-
	1,309.75	517.01	543.59	3,965.08	2,291.56	3,965.08	2,291.56	2,291.56
Less: Inter Segment Revenue	-	-	-	-	-	-	-	-
Net sales/Income From Operations tax and interest from Each segment#	1,309.75	517.01	543.59	3,965.08	2,291.56	3,965.08	2,291.56	2,291.56
2. Segment Results (Profit) + / Loss (-) before								
(a) IT Sales	28.55	7.44	8.97	47.5	10.07	47.5	47.5	5.40
(b) Infra Activity	(1.90)	49.42	30.84	149.22	97.52	149.22	97.52	97.52
(c) Trading activity	11.26	-	-	11.26	-	11.26	-	-
Total	37.90	56.86	39.81	207.93	107.59	207.93	102.92	102.92
Less: i) Interest**	25.97	23.46	24.18	92.85	90.51	92.85	90.51	90.51
ii) Other Un-allocable Expenditure net off	15.31	22.58	11.66	74.56	-	79.47	-	-
Add	-	-	-	-	-	-	-	-
iii) Un-allocable income	1.12	1.76	-	27.74	35.55	34.79	34.79	42.26
Total Profit Before Tax	(2.26)	12.58	3.97	68.26	52.63	70.40	70.40	54.67
3. Capital Employed								
(Segment assets - Segment Liabilities)								
(a) IT Sales	3,618.77	3,462.76	16,302.25	3,618.77	16,302.25	3,618.77	3,618.77	16,288.50
(b) Infra Activity	9,999.60	13,570.87	120.75	9,999.60	120.75	9,999.60	9,999.60	120.75
(c) Trading activity	15.91	-	-	15.91	-	15.91	-	-
(d) Unallocated	3,480.42	-	-	3,480.42	-	3,471.38	-	-
Total	17,114.69	17,033.63	16,423.00	17,114.69	16,423.00	17,105.66	16,423.00	16,409.25

Standalone/Consolidated Statement of Assets and Liabilities


(Rs. In Lacs)

Particulars	Standalone		Consolidated	
	Audited	Audited	Audited	Audited
	As at Year end 31.03.2016	As at Year end 31.03.2015	As at Year end 31.03.2016	As at Year end 31.03.2015
A EQUITY AND LIABILITIES				
1 Shareholders' funds				
(a) Share capital	3134.88	3,134.87	3134.88	3,134.88
(b) Reserves and surplus	13497.34	13,288.13	13488.31	13,274.38
(c) Money received against share warrants				
Sub-total-Shareholders' funds	16,632.22	16,423.00	16,623.18	16,409.25
2. Share application money pending allotment	-	-	-	-
3. Minority interest*	-	-	-	-
4. Non-current liabilities				
(a) Long-term borrowings	482.47	519.71	482.47	519.71
(b) Deferred tax liabilities (net)	34.44	34.73	34.44	34.73
(c) Other long-term liabilities	-	-	-	-
(d) Long-term provisions	-	-	-	-
Sub-total - Non-current liabilities	516.91	554.44	516.91	554.44
5. Current liabilities				
(a) Short-term borrowings	59.75	56.00	59.75	56.00
(b) Trade payables	1,313.76	1,463.28	1,313.76	1,463.28
(c) Other current liabilities	81.43	80.06	81.70	80.06
(d) Short-term provisions	19.08	6.59	19.08	6.59
Sub-total - Current liabilities	1,474.03	1,605.93	1,474.30	1,605.93
TOTAL - EQUITY AND LIABILITIES	18,623.16	18,583.37	18,614.40	18,569.62
B ASSETS				
1. Non-current assets				
(a) Fixed assets	374.96	403.40	374.96	403.40
(b) Goodwill on consolidation*	-	-	-	-
(c) Non-current investments	9,836.70	9,975.72	9,818.70	9,958.70
(d) Deferred tax assets (net)	-	-	-	-
(e) Long-term loans and advances	6,383.29	6,155.65	6,376.43	6,146.84
(f) Other non-current assets	-	10.33	-	10.33
Sub-total-Non-current assets	16,594.95	16,545.10	16,570.10	16,519.27
2 Current assets				
(a) Current investments				
(b) Inventories				
(c) Trade receivables	1,993.42	1,988.68	1,993.42	1,988.68
(d) Cash and cash equivalents	34.79	49.59	50.88	61.67
(e) Short-term loans and advances	-	-	-	-
(f) Other current assets	-	-	-	-
Sub-total-Current assets	2,028.21	2,038.27	2,044.30	2,050.35
Total- Assets	18,623.16	18,583.37	18,614.40	18,569.62

Place : Mumbai

Date : May 26, 2016

For and on behalf of Board of Directors



Lakhmendra Khurana
Chairman and Managing Director





S. G. KABRA & CO.

CHARTERED ACCOUNTANTS

Wavell House, 1st Floor, 1st Dhobi Talao Lane, Mumbai - 400 002.

Tel.: 2201 0708 / 2200 4533 • Fax : 2200 1497 • E-mail : info@sgkabra.com • Website : www.sgkabra.com

Annexure VII

Independent Auditor's Report

Auditor's Report On Quarterly Financial Results and Year to Date Results of the Company Pursuant to the Regulation 33 of the SEBI (Listing Obligation and Disclosure Requirements) Regulations, 2015

To

**Board of Directors of Excel Realty N Infra Limited
(Formerly known as Excel Infoways Limited)**

We have audited the quarterly financial results of Excel Realty N Infra Limited for the quarter ended March 31, 2016 and the year to date results for the period April 1, 2015 to March 31, 2016 attached herewith, being submitted by the company pursuant to the requirement of Regulation 33 of the SEBI (Listing Obligations and Disclosure Requirements) Regulations, 2015. These quarterly financial results as well as the year to date financial results have been prepared on the basis of the interim financial statements, which are the responsibility of the company's management. Our responsibility is to express an opinion on these financial results based on our audit of such interim financial statements, which have been prepared in accordance with the recognition and measurement principles laid down in Accounting Standard for Interim Financial Reporting (AS 25 / Ind AS 34), prescribed, under Section 133 of the Companies Act, 2013 read with relevant rules issued thereunder; or by the Institute of Chartered Accountants of India, as applicable and other accounting principles generally accepted in India.


We conducted our audit in accordance with the auditing standards generally accepted in India. Those standards require that we plan and perform the audit to obtain reasonable assurance about whether the financial results are free of material misstatement(s). An audit includes examining, on a test basis, evidence supporting the amounts disclosed as financial results. An audit also includes assessing the accounting principles used and significant estimates made by management. We believe that our audit provides a reasonable basis for our opinion.

In our opinion and to the best of our information and according to the explanations given to us these quarterly financial results as well as the year to date results:

- (i) are presented in accordance with the requirements of Regulation 33 of the SEBI (Listing Obligations and Disclosure Requirements) Regulations, 2015 in this regard; and
- (ii) give a true and fair view of the net profit and other financial information for the quarter ended March 31, 2016 as well as the year to date results for the period from April 1, 2015 to March 31, 2016

For S. G. Kabra & Co.
Chartered Accountants

Place: Mumbai


Malvika Mitra
Partner

Date: May 26, 2016

M. No. 44105
(Registration No. 104507W)





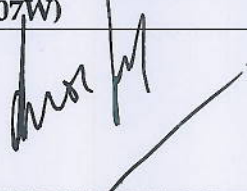


ANNEXURE X

Form A

(for audit report with unmodified opinion along-with Stanalone Financial Results)

FORM A (for audit report with unmodified opinion)

1	Name of the company	Excel Realty, N Infra Ltd. (Formerly known as Excel Infoways Limited)
2	Annual standalone financial statements for the year ended	31st March 2016
3	Type of Audit observation	Un Modified
4	Frequency of observation	N. A.
5	Signed By:	
	Managing Director	 Lakhmendra Khurana
	Chief Financial Officer	 Pramod Kokate
	Auditor of the Company	 Malvika Mitra Partner (Membership No. 44105) M/s. S. G. Kabra & Co. Chartered Accountants (Reg No. 104507W) 
	Audit Committee Chairman	 Binoy Gupta



S. G. KABRA & CO.

CHARTERED ACCOUNTANTS

Wavell House, 1st Floor, 1st Dhobi Talao Lane, Mumbai - 400 002.

Tel.: 2201 0708 / 2200 4533 • Fax : 2200 1497 • E-mail : info@sgkabra.com • Website : www.sgkabra.com

Annexure VII

Independent Auditors Report

Auditor's Report On Consolidated Year to Date Results of the Company Pursuant to the Regulation 33 of the SEBI (Listing Obligations and Disclosure Requirements), 2015

To

Board of Director of Excel Realty N Infra Limited
(Formerly known as Excel Infoways Limited)

We have audited the consolidated financial results of Excel Realty N Infra Limited for the consolidated year to date results for the period April 1, 2015 to March 31, 2016, attached herewith, being submitted by the company pursuant to the requirement of Regulation 33 of the SEBI (Listing Obligations and Disclosure Requirements) Regulations, 2015. These consolidated year to date financial results have been prepared from consolidated interim financial statements, which are the responsibility of the company's management. Our responsibility is to express an opinion on these consolidated financial results based on our audit of such consolidated interim financial statements, which have been prepared in accordance with the recognition and measurement principles laid down in Accounting Standard for Interim Financial Reporting (AS 25 / Ind AS 34), mandated under Section 133 of the Companies Act, 2013 read with relevant rules issued thereunder or by the Institute of Chartered Accountants of India, as applicable and other accounting principles generally accepted in India.

We conducted our audit in accordance with the auditing standards generally accepted in India. Those standards require that we plan and perform the audit to obtain reasonable assurance about whether the financial results are free of material misstatement(s). An audit includes examining, on a test basis, evidence supporting the amounts disclosed as financial results. An audit also includes assessing the accounting principles used and significant estimates made by management. We believe that our audit provides a reasonable basis for our opinion.

We did not audit the financial statements of Excel Info FZE the subsidiary of the Company included in the consolidated year to date results, whose consolidated interim financial statements reflect total assets of Rs.3166.48 lacs as at March 31, 2016 as well as the total revenue of Rs.2.14 Lacs for the period 01.04.2015 to March 31, 2016. These interim financial statements and other financial information have been audited by other auditors whose report(s) has (have) been furnished to us, and our opinion on the year to date results, to the extent they have been derived from such interim financial statements is based solely on the report of such other auditors.



In our opinion and to the best of our information and according to the explanations given to us these consolidated year to date results:

- (i) include the year to date of Excel Info FZE
- (ii) have been presented in accordance with requirements of Regulation 33 of the SEBI (Listing Obligations and Disclosure Requirements) Regulations, 2015 in this regard; and
- (iii) give a true and fair view of the consolidated net profit/loss and other financial information for the consolidated year to date results for the period from April 1, 2015 to March 31, 2016

Place : Mumbai

Date : May 26, 2016

For S. G. Kabra & Co.
Chartered Accountants
(Registration No. 104507W)



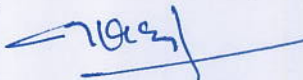




Malvika Mitra
Partner
M. No. 44105

ANNEXURE X

Form A

(for audit report with unmodified opinion along-with Consolidated Financial Results

FORM A (for audit report with unmodified opinion)

1	Name of the company	Excel Realty N Infra Ltd. (Formerly known as Excel Infoways Limited)
2	Annual consolidated financial statements for the year ended	31st March 2016
3	Type of Audit observation	Un Modified
4	Frequency of observation	N. A.
5	Signed By :	
	Managing Director	 Lakhmendra Khurana
	Chief Financial Officer	 Pramod Kokate
	Auditor of the Company	 Malvika Mitra Partner (Membership No. 44105) M/s. S. G. Kabra & Co. Chartered Accountants (Reg No. 104507W) 
	Audit Committee Chairman	 Binoy Gupta